

## Underwater Cleanup Activity – Page 1


To help protect manatees and other sea life, can you assist Manatee Lagoon with an underwater cleanup near our center? By finding, collecting and sorting marine debris, or litter, you can help us learn about what's in our local waters that doesn't belong there. You can also help us properly dispose of the collected items by learning what can be recycled and what should go in the trash.

Circle all marine debris in the image below. Count how many of each item is found and enter your totals on the next page. Then sort the items as recyclables or trash.



## Underwater Cleanup Activity – Page 2

How many of each item did you find?



1. Which item was found the most during the cleanup?

---

2. Why do you think this item was found the most?

---

---

3. How do you think these items are getting into the water?

---

---

## Underwater Cleanup Activity – Page 3

Use this guide to help you with the activity below.

\*\*\*Disclaimer: This guide is intended for use in Palm Beach County, Florida. These guidelines may not be applicable in other regions, please check your county’s recycling guidelines if you live outside of Palm Beach County.



Blue Gets	PLEASE NO...	Yellow Gets
<ul style="list-style-type: none"> <li> Plastic Bottles and Containers - Lids on; 2 gallons or less</li> <li> Cans, Food and Beverage</li> <li> Glass Bottles and Jars - Lids off</li> <li> Cartons, Milk and Juice - Lids on</li> <li> Drink Boxes - No pouches</li> </ul>	<ul style="list-style-type: none"> <li> Plastic Bags</li> <li> Foam Products</li> <li> Aluminum Foil or Pans</li> <li> Shredded Paper</li> <li> Plastic Eating Utensils or Straws</li> <li> Paper Plates</li> <li> Paper Towels or Napkins</li> <li> Coat Hangers</li> <li> Light Bulbs</li> <li> Needles</li> </ul>	<ul style="list-style-type: none"> <li> Cardboard - Flattened</li> <li> Newspaper and Inserts - No plastic bags</li> <li> Office and School Paper</li> <li> Mail</li> <li> Magazines</li> <li> Dry Food Boxes - No food stains</li> <li> Paper Bags</li> <li> Cardboard Paper Rolls</li> <li> Pizza Boxes - No food stains</li> </ul>
		

**For Recycling Bins, Call 866-NEW-BINS (639-2467)**

 - This cart is only available to multi-family complexes  
 - This bin is provided for curbside collection

Draw an arrow from each item below to its appropriate trash or recycling bin.























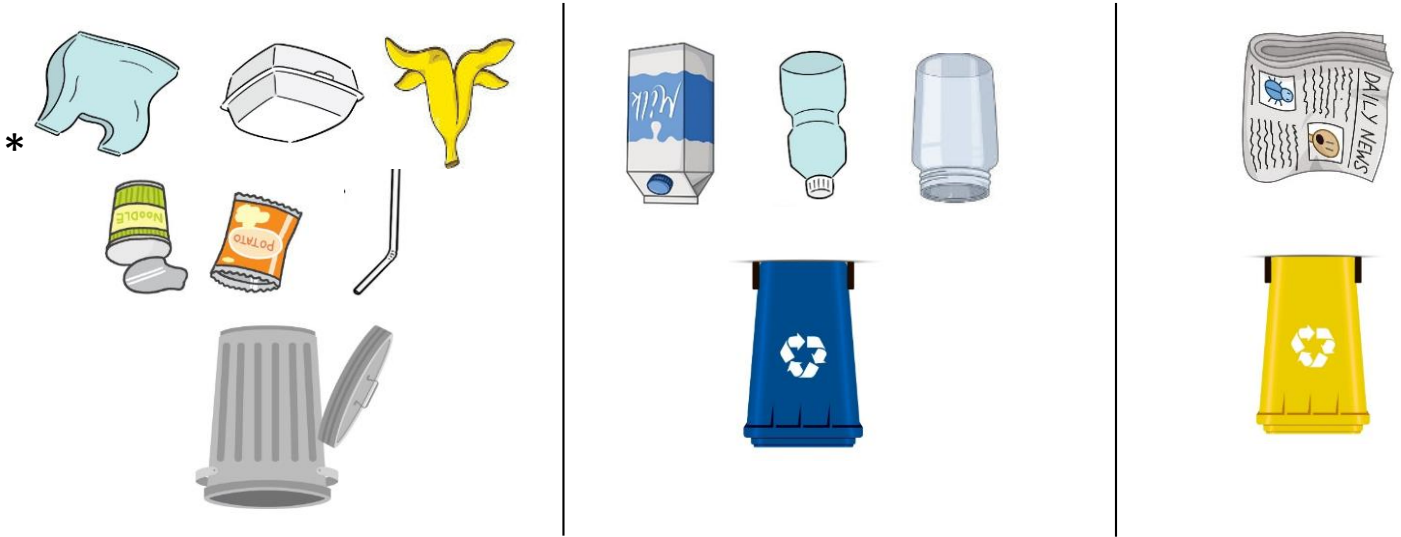




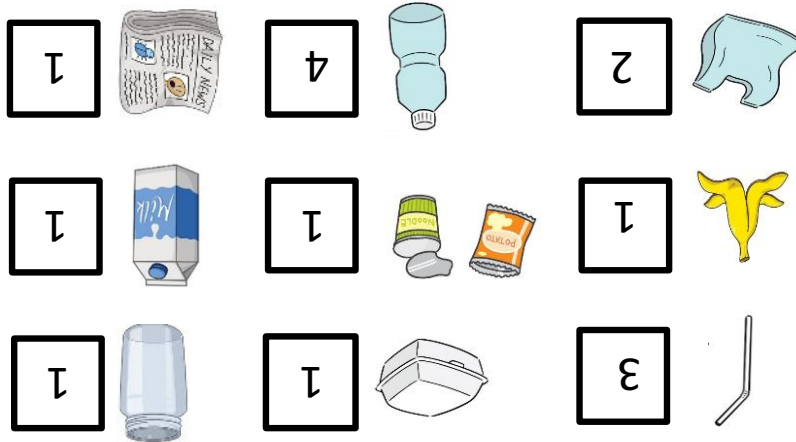
## Underwater Cleanup Activity – Page 4

### Answer Key

Each item you found belongs in one of these categories. Below you will see where everything belongs. Remember to always properly dispose of your trash and recycle and reuse whenever possible! Thank you for helping keep our waters clean!



\*Note: While plastic bags should not be placed in blue or yellow recycling bins in Palm Beach County, they can be dropped off at any Solid Waste Authority of Palm Beach County Home Chemical and Recycling Centers and many grocery stores will take them back.



1. Plastic water bottles
2. Lots of water bottles are used every day
3. Plastic can end up in the water when we don't throw our trash away properly. People may litter on land, or items can fall out of overfilled trash cans. Then they can end up in canals or rivers, which flow out to the ocean.